

Highlights from the Quality Compendium: State Trends Towards Recognition and Support

April 18, 2024



Agenda

1. About the Compendium
2. Trends in the 2023 data
3. Maryland EXCELS
4. ExceleRate Illinois
5. Discussion

Panelists



Debi Mathias
Director, Early Care
and Education Quality
Improvement
The BUILD Initiative




Holly Keaton
Research Analyst
Child Trends



Kylee Novak
Research Assistant
Child Trends



Jena Smith
Director of Quality
Improvement
Initiatives for the
Division of Early
Childhood
*Maryland State
Department of
Education*



Hollie Hoole
Program Development
and Quality
Improvement Unit
Manager
*Illinois Department of
Human Services' Division
of Early Childhood*

About the Quality Compendium

Purpose

1. Document detailed information about quality improvement systems (QIS)
2. Capture changes in the field over time
3. Identify promising practices and innovative approaches

Data collection process



State, territory, and local QIS administrators fill out an online profile



Information is reviewed by Child Trends staff for consistency across profiles



Child Trends meets with administrators to clarify data and learn about changes to the system



New data are published

Using the Compendium

Types of data available

Program Information

Participation and
Recruitment

Structure

Funding

Financial Incentives

Technical Assistance

Observation

Evaluation

Public Awareness

Data Systems

Indicators - Center

Indicators - FCC

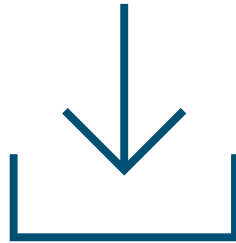
Coordination with
Other Systems

Links

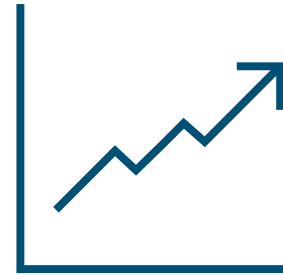
Extracting data



Read a state
profile



Download a
custom report or
the full dataset



View national
trends

Profile Report

- Program Information
- Participation and Recruitment
- Structure
- Funding
- Financial Incentives
- Technical Assistance
- Observation
- Evaluation
- Public Awareness
- Data Systems
- Indicators-Center
- Indicators-FCC
- Coordination with Other Systems
- Links

COLORADO SHINES QUALITY RATING AND IMPROVEMENT SYSTEM CO

Program Information

State	CO
QIS name	Colorado Shines Quality Rating and Improvement System
Date profile last updated	January 16, 2024
About this QIS	Colorado Shines is a statewide Quality Rating and Improvement System. The Colorado Shines rating is attached to the state child care licensing rules and regulations making participation mandatory for licensed center-based and family child care programs serving children 0-5. The system uses a hybrid block and point rating structure composed of five levels. While participation is mandatory at Level 1, higher Levels 2 through 5 are voluntary. Programs are rated on five areas of quality: 1) Workforce Qualification and Professional Development, 2) Family Partnerships, 3) Leadership, Management and Administration, 4) Learning Environment, and 5) Child Health.
Goals and mission	To ensure all families, regardless of their background or circumstances, have equal access to Colorado's comprehensive system of early childhood services. Colorado Shines provides a structure for assessment of all licensed early childhood programs serving children birth to the year before Kindergarten using a common set of research-based standards and for incentivizing and supporting programs to raise their quality over time.
Geographic area	Statewide

Available information

View the cleaned dataset

The screenshot shows the Quality Compendium website. The navigation bar at the top includes links for HOME, ABOUT US, ABOUT THE DATA, CONTACT, and RESOURCES. The 'ABOUT THE DATA' link is highlighted with a red circle, and a dropdown menu is open, listing 'Data sets', 'Data Collection Process', 'Fact Sheets', 'Suggested Citation', and 'Glossary'. The 'Data sets' link is also highlighted in the left-hand sidebar. The main content area is titled 'Data sets' and contains a list of data files for the years 2014, 2015, 2016, and 2017. Each entry includes a title, a brief description, a note about updates, and a 'VIEW' link.

QUALITY COMPENDIUM

[VIEW STATE PROFILES](#) [CREATE A PROFILE](#) [TOP TRENDS](#)

[Data sets](#) [Data Collection Process](#) [Fact Sheets](#) [Suggested Citation](#) [Glossary](#)

Data sets

This section includes data sets that were created using data from the qualitycompendium.org

- QRIScompendium.org Data File (2014)**
A spreadsheet of all of the cleaned data from QRIScompendium.org from 2014.
[VIEW](#)
- QRIScompendium.org Data File (2015)**
A spreadsheet of all of the cleaned data from QRIScompendium.org from 2015.
Note (6/6/2022): Minor changes have been made to this dataset. All affected cells are highlighted in yellow.
[VIEW](#)
- QRIScompendium.org Data File (2016)**
A spreadsheet of all of the cleaned data from QRIScompendium.org from 2016.
[VIEW](#)
- QualityCompendium.org Data File (2017)**
A spreadsheet of all of the cleaned data from QualityCompendium.org from 2017.
Note (6/6/2022): Minor changes have been made to this dataset. All affected cells are highlighted in yellow.
[VIEW](#)

Create a report

Create a Report

SELECT THE STATES/LOCALITIES AND DATA ELEMENTS TO INCLUDE IN YOUR REPORT

You may select up to three states/localities to compare.

If you would like to compare more than three states/localities, your data will be available for download as a spreadsheet, however, we recommend using the [clean data set files](#).

States/Localities | Program Information | Participation and Recruitment | Structure | Funding | Financial Incentives | Technical Assistance

Observation | Evaluation | Public Awareness | Data Systems | Indicators-Center | Indicators-FCC | Coordination with Other Systems | Links

Alaska

- Learn & Grow

Alabama

- Alabama Quality STARS: Quality Rating and Improvement System (QRIS)

Arkansas

- Better Beginnings

Arizona

- Quality First

California

- Quality Counts California (QCC)

Commonwealth of the Northern Mariana Islands

- Reach Higher CNMI

Colorado

- Colorado Shines Quality Rating and Improvement System

Florida

- Guiding Stars of Duval
- School Readiness and Voluntary PreK Program Assessment (FL State)
- Strong Minds (Palm Beach County)
- Thrive by 5 Early Learning Quality Improvement System (Miami-Dade County)

Georgia

- Quality Rated

Iowa

- Iowa Quality for Kids (IQ4K)

Idaho

- Steps to Quality

Illinois

- ExceleRate Illinois

Indiana

- Paths to Quality(TM)

Maine

- Rising Stars for ME

Michigan

- Great Start to Quality

Minnesota

- Parent Aware

Montana

- Best Beginnings STARS to Quality

North Carolina

- Star Rated License System

North Dakota

- Bright & Early North Dakota

Nebraska

- Step Up to Quality

New Hampshire

- Granite Steps for Quality: New Hampshire's QRIS

Oklahoma

- The Stars Program

Oregon

- Oregon Spark

Pennsylvania

- Keystone STARS

Rhode Island

- BrightStars

South Carolina

- ABC Quality

Tennessee

- Tennessee Quality Rating Improvement System

Texas

- Texas Rising Star

Utah

- Utah's Child Care Quality System

Create a report

HOME ABOUT US ABOUT THE DATA CONTACT RESOURCES

QUALITY COMPENDIUM

VIEW STATE PROFILES

CREATE A REPORT

TOP TRENDS

Profile Report

Program Information Participation and Recruitment **Structure** Funding Financial Incentives Technical Assistance Observation

Evaluation Public Awareness Data Systems Indicators-Center Indicators-FCC Coordination with Other Systems Links

PARENT AWARE MN IOWA QUALITY FOR KIDS (IQ4K) IA EXCELERATE ILLINOIS IL

Structure

Number of levels	4	5	4																		
Licensing equivalent to the first level - Centers	No	No	Yes																		
Licensing equivalent to the first level - FCC	No	No	Yes																		
Separate standards or processes for programs	<table border="1"> <thead> <tr> <th>Program type</th> <th>Separate standards</th> <th>Describe</th> </tr> </thead> <tbody> <tr> <td>Licensed center-based programs</td> <td>Program type has a separate set of standards</td> <td>Licensed child care centers with preschool classrooms receive CLASS observations as part of the rating process, unless</td> </tr> </tbody> </table>	Program type	Separate standards	Describe	Licensed center-based programs	Program type has a separate set of standards	Licensed child care centers with preschool classrooms receive CLASS observations as part of the rating process, unless	<table border="1"> <thead> <tr> <th>Program type</th> <th>Separate standards</th> <th>Describe</th> </tr> </thead> <tbody> <tr> <td>Licensed center-based programs</td> <td>Program type has a separate set of standards</td> <td>Center-based programs have a separate application. The center application includes one additional category not found on the</td> </tr> </tbody> </table>	Program type	Separate standards	Describe	Licensed center-based programs	Program type has a separate set of standards	Center-based programs have a separate application. The center application includes one additional category not found on the	<table border="1"> <thead> <tr> <th>Program type</th> <th>Separate standards</th> <th>Describe</th> </tr> </thead> <tbody> <tr> <td>Licensed center-based programs</td> <td>Program type has a separate set of standards</td> <td>Center chooses circle of quality to apply for, prepares to meet ExceleRate standards, submits application and evidence. If application for</td> </tr> </tbody> </table>	Program type	Separate standards	Describe	Licensed center-based programs	Program type has a separate set of standards	Center chooses circle of quality to apply for, prepares to meet ExceleRate standards, submits application and evidence. If application for
	Program type	Separate standards	Describe																		
	Licensed center-based programs	Program type has a separate set of standards	Licensed child care centers with preschool classrooms receive CLASS observations as part of the rating process, unless																		
Program type	Separate standards	Describe																			
Licensed center-based programs	Program type has a separate set of standards	Center-based programs have a separate application. The center application includes one additional category not found on the																			
Program type	Separate standards	Describe																			
Licensed center-based programs	Program type has a separate set of standards	Center chooses circle of quality to apply for, prepares to meet ExceleRate standards, submits application and evidence. If application for																			

View Top Trends

Top Trends

Quality improvement systems

Growth over time

QIS planning revisions

Participation density

Incentives

Program participation and eligibility

Observational tools

Rating system

Technical assistance

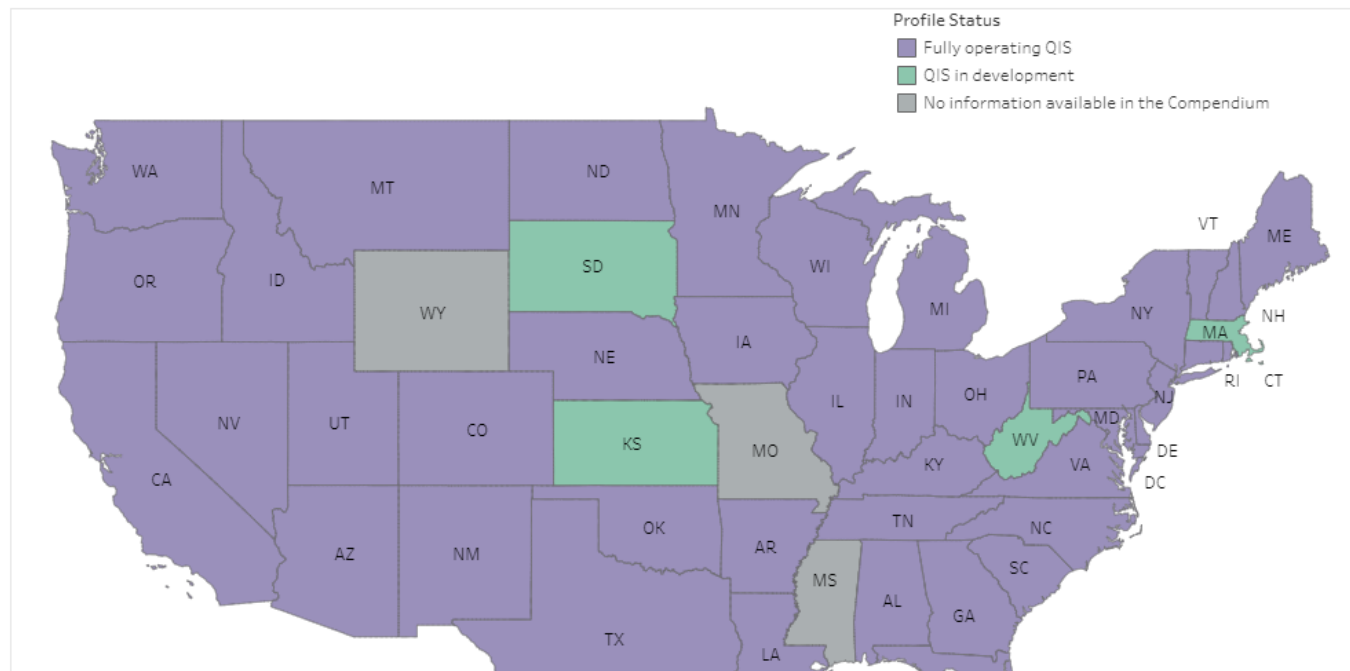
Indicators

System improvement strategies

Continuous quality improvement

QUALITY IMPROVEMENT SYSTEMS

As of 2023, 42 states, 1 territory, and the District of Columbia had at least one fully developed QIS. The Quality Compendium includes information about 46 total initiatives (including multiple QIS in Florida). The map below depicts the status of the QIS in each state and territory. Hover over each state/territory for additional details.



Other resources



[VIEW STATE PROFILES](#)

[CREATE A REPORT](#)

- HOME
 - ABOUT US
 - ABOUT THE DATA
 - CONTACT
 - RESOURCES
- Data sets
 - Data Collection Process
 - Fact Sheets**
 - Suggested Citation
 - Glossary

Fact Sheets

- Data sets
- Data Collection Process
- Fact Sheets**
- Suggested Citation
- Glossary

A series of [fact sheets](#) about the state of quality improvement systems (QIS). Data are from a catalog of Quality Compendium data.

QIS Structure, Organization, and Administration

- [Trends in Quality Rating Over Time \(2021\)](#)
- [QRIS Data Systems \(2019\)](#)
- [QRIS Data Systems \(2017\)](#)
- [Management and Partners \(2017\)](#)
- [History of QRIS Growth Over Time \(2016\)](#)
- [Mission and Goal Statements \(2016\)](#)



[VIEW STATE PROFILES](#)

[CREATE A REPORT](#)

- HOME
 - ABOUT US
 - ABOUT THE DATA
 - CONTACT
 - RESOURCES
- Data sets
 - Data Collection Process
 - Fact Sheets
 - Suggested Citation
 - Glossary**

Glossary

- Data Element Glossary Terms**
- Data Option Glossary Terms
- Missing Data Terms
- General OIS Glossary Terms

DATA ELEMENT GLOSSARY TERMS

Definitions for each of the unique data point collected and reported in the Quality Compendium. These definitions are organized using the same categories as in the Create a Report and State Profile tools. Browse to the category with the glossary term that is of interest to you for more specific definition.

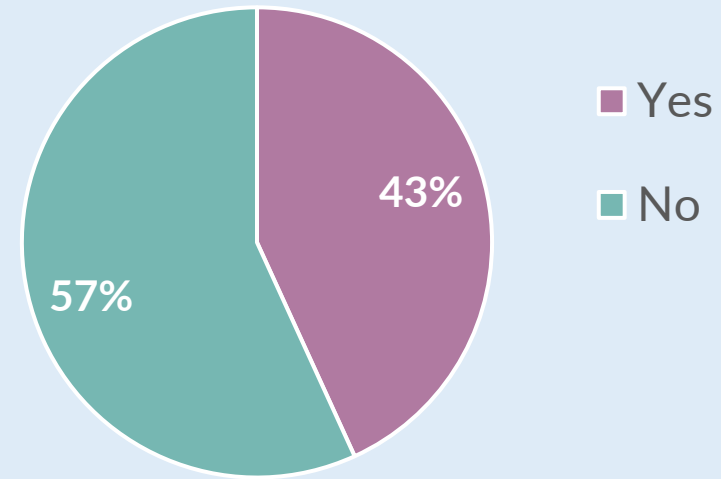
Trends in the 2023 data

New data elements added in 2023

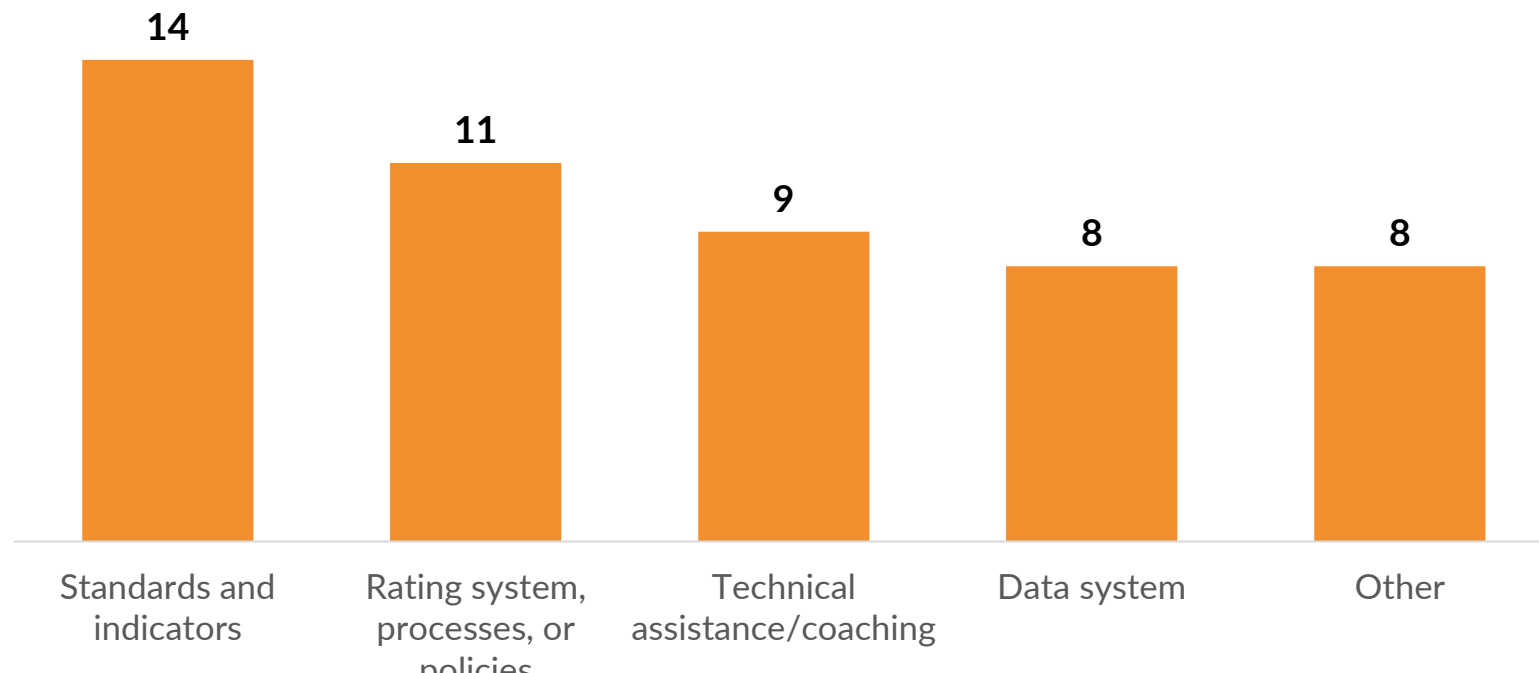
- **Quality definition or philosophy**
- **Other types of incentives or support**
- **Coordinating technical assistance**
- **Access to observational tools**
- **Process for conducting observations**
- **System improvement strategy**

Planning revisions

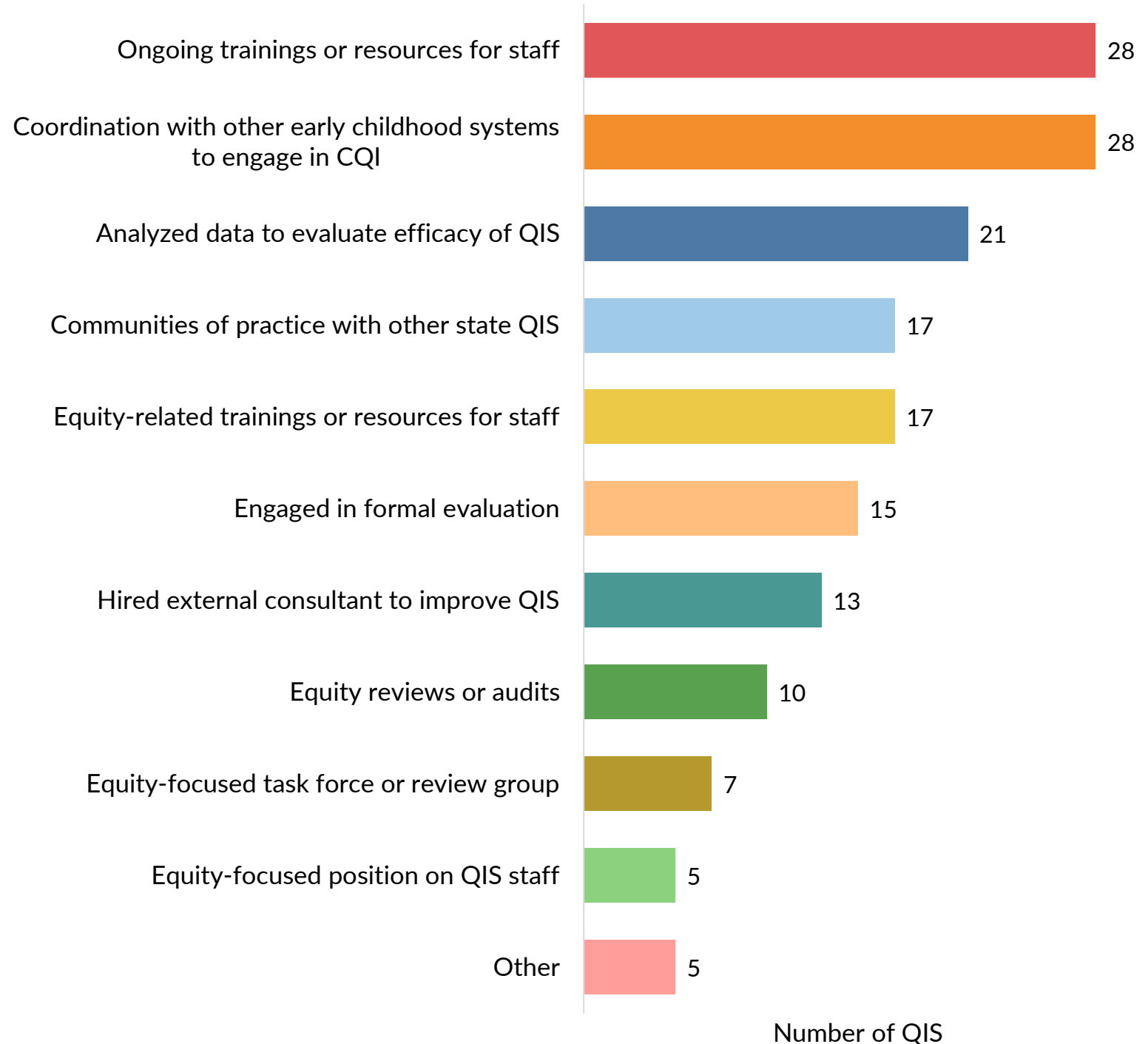
Currently planning revisions



Most commonly-reported types of revisions



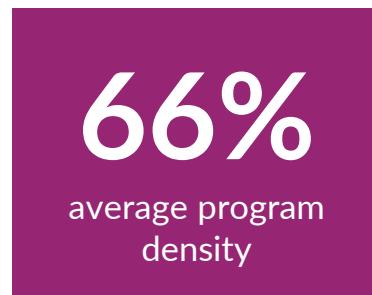
System improvement strategies



Participation density*

Participation density: Number of programs participating in the QIS out of the universe of possible participating programs.

Centers



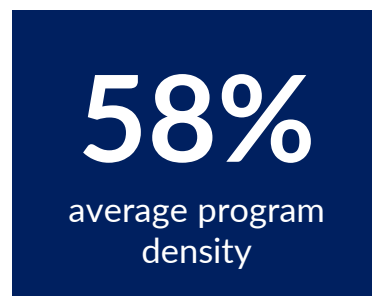
QIS whose program density **increased** from 2021 to 2023:

18

QIS whose program density **decreased** from 2021 to 2023:

9

FCCs



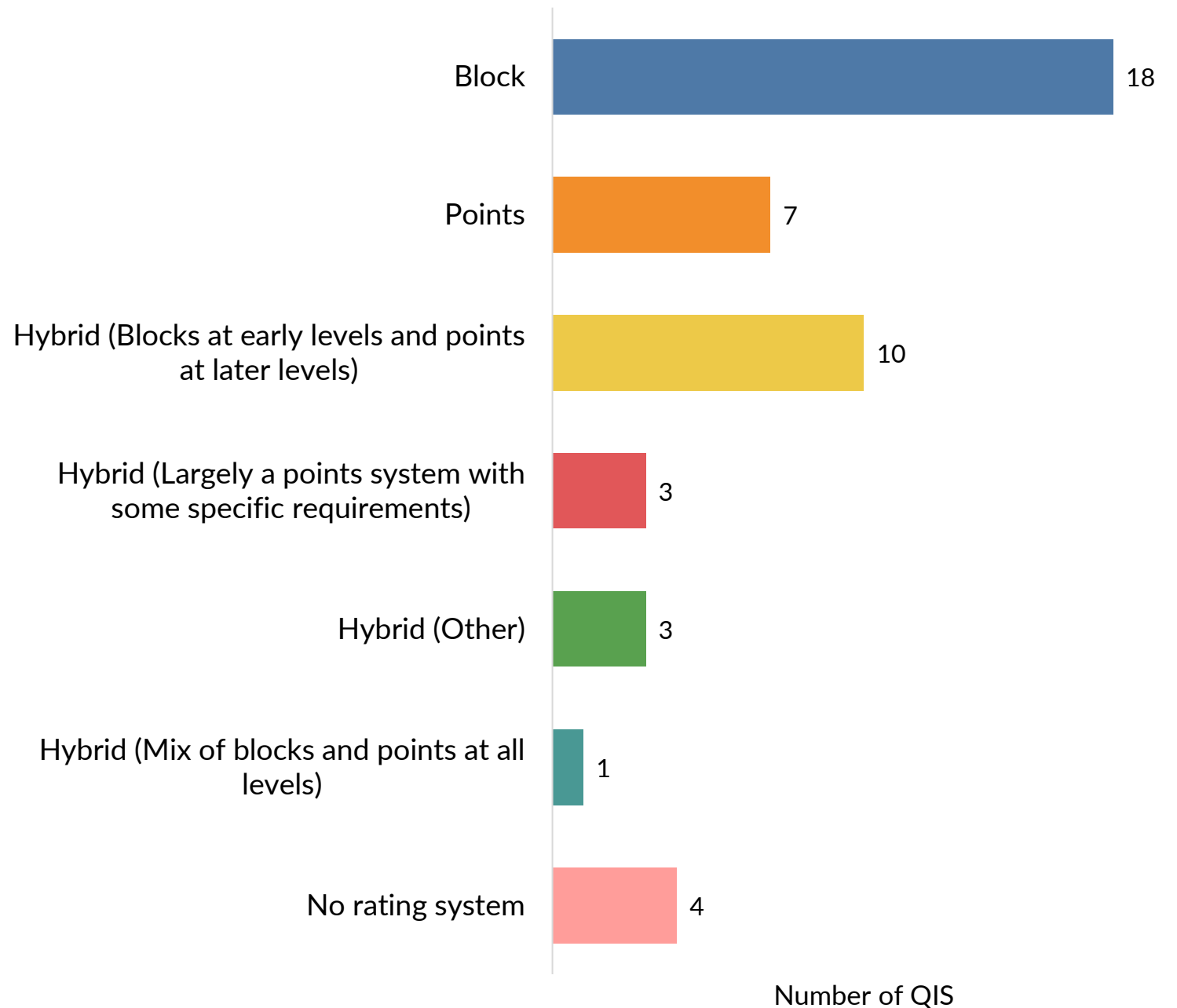
QIS whose program density **increased** from 2021 to 2023:

20

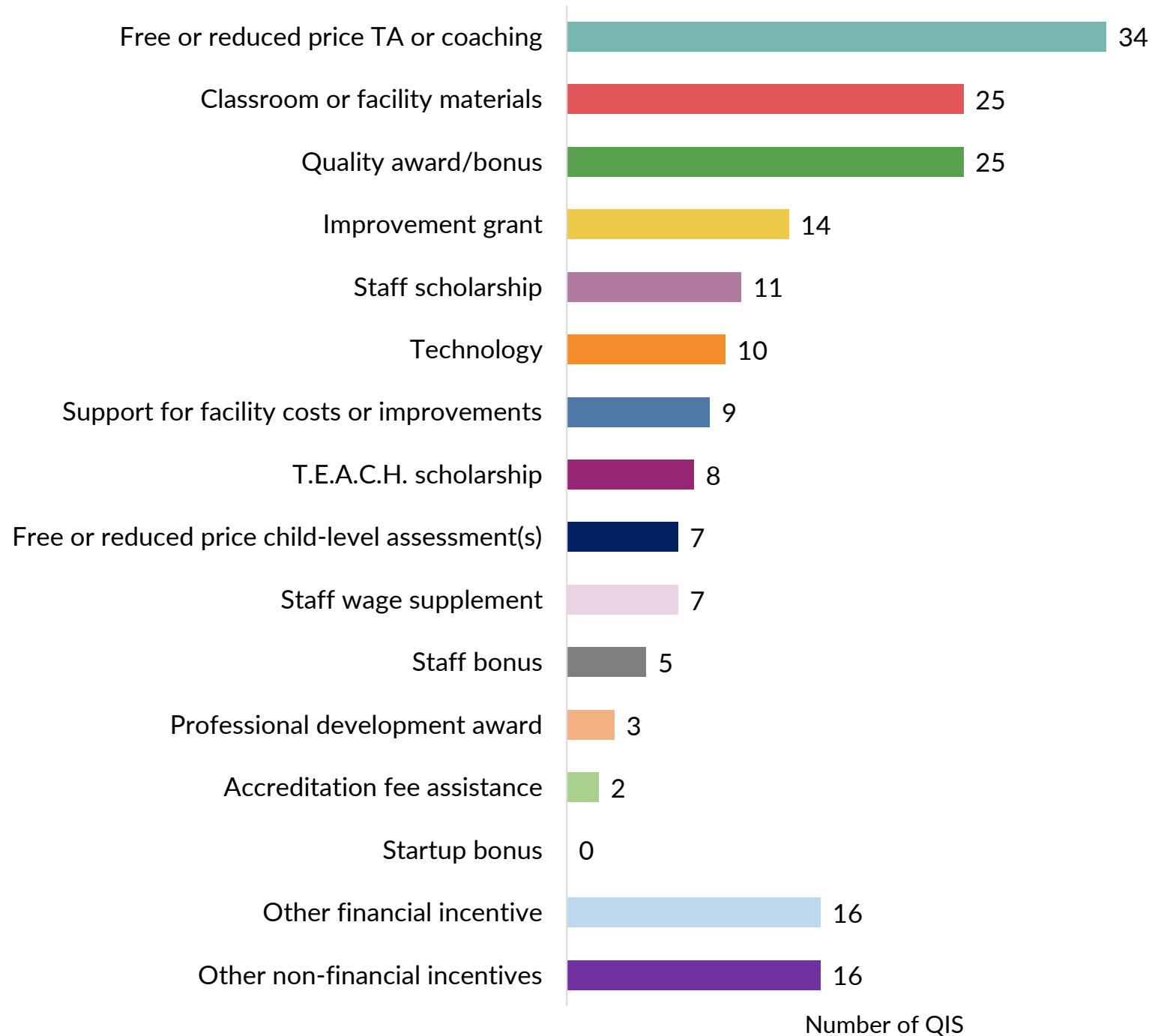
QIS whose program density **decreased** from 2021 to 2023:

8

Rating systems



Incentives



Thank you!

qualitycompendium@childtrends.org

qualitycompendium.org



Maryland EXCELS & Maryland Accreditation

Division of Early Childhood

April 10, 2024

PRESENTED BY

Jena Smith, Director

Quality Improvement Initiatives

Participation in Maryland EXCELS

County	%	County	%	County	%
Allegany County	84	Charles County	70	Prince George's County	75
Anne Arundel County	59	Dorchester County	73	Queen Anne's County	57
Baltimore City	89	Frederick County	49	Somerset County	75
Baltimore County	71	Garrett County	100	St. Mary's County	40
Calvert County	66	Harford County	60	Talbot County	57
Caroline County	56	Howard County	60	Washington County	64
Carroll County	55	Kent County	52	Wicomico County	71
Cecil County	68	Montgomery County	65	Worcester County	65

Maryland Accreditation Overview

Maryland Accreditation is managed by the Maryland State Department of Education.

- Currently, it is available to child care centers, school-age only programs, and public Pre-K.
- A new pathway is being explored for Family Child Care programs.

Overall participation: 946 programs/schools

Maryland Accreditation Support Funds

- Reimburse programs for instructional materials purchased in pursuit of Maryland Accreditation.
- Examples: Books, math manipulatives, sensory and discovery sets, science equipment, and musical instruments.

Maryland EXCELS Standards Revisions

Increasing the alignment of licensing requirements, Maryland EXCELS standards, and Maryland Accreditation standards:

- Example: Matching our Maryland EXCELS requirements for positive behavioral practices with the Licensing requirements for a discipline policy.
- Example: Allowing programs to proceed to higher quality ratings while working towards accreditation.

Considering the cost of child care:

- Example: Allowing frozen fruits and vegetables without additives to meet our requirements for offering fresh and nutritious meals and snacks.

Broadening our definition of high-quality staff qualifications:

- Considering degrees in areas outside of early childhood education.
- Accepting certifications and the CDA.
- Family child care providers may meet requirements by achieving accreditation.

FY24 Bonuses

Quality Rating	Child Care Center Capacity 0-50		Child Care Center Capacity 51-100		Child Care Center Capacity 51-100	
	FY23	FY24	FY23	FY24	FY23	FY24
1	\$150	\$1,000	\$300	\$1,000	\$450	\$1,000
2	\$750	\$2,000	\$1,500	\$2,500	\$2,250	\$3,000
3	\$1,200	\$3,000	\$2,400	\$3,500	\$3,600	\$4,000
4	\$3,000	\$4,000	\$6,000	\$6,000	\$9,000	\$9,000
5	\$4,500	\$4,500	\$9,000	\$9,000	\$13,500	\$13,500

Quality Rating	Family Child Care		Large Family Child Care	
	FY23	FY24	FY23	FY24
1	\$150	\$1,000	\$150	\$1,000
2	\$450	\$1,800	\$600	\$2,000
3	\$900	\$2,800	\$1,200	\$3,000
4	\$1,500	\$3,800	\$2,400	\$4,000
5	\$2,400	\$4,300	\$3,000	\$4,500

Increasing Support for Family Child Care

Currently building a pilot program in a low-income area of Baltimore that will test new methods of support.

Survey results indicate these areas of need:

- Technology skills required to navigate the online system
- Time required to create documentation
- Uncertainty about details of the documentation requirements
- Feeling discouraged when documentation requires revisions

New support methods being developed:

- Increasing familiarity with documentation requirements among our partners (CCRCs)
- Introducing a peer mentoring program
- Revising our Toolkit and resources to be more accessible to family child care providers

Quality Rating Badges



Current Additional Achievements



Accredited Program



Eco-Friendly Program



Military Child Care In Your Neighborhood



Asthma and Allergy Friendly



Health and Wellness



Family Engagement



Cultural and Linguistic Competency



Quality Business Practices



Judy Center

Find a Program Directory

Find a Quality Child Care Program

🔍 your ZIP code, county, or program name

Search



Scholarships ▾

EXCELS Quality Rating ▾

Accreditations ▾

Achievements ▾

Program Type ▾

⚙️ Show All Filters

Find a Program: Program Details

CHILD CARE CENTER

Running Brook Children's Nursery School

Maryland EXCELS Participant Hide rating details ^

- ✓✓✓✓✓ Licensing and Compliance
- ✓✓✓✓✓ Staff Qualifications and Professional Development
- ✓✓✓✓✓ Accreditation and Rating Scales
- ✓✓✓✓✓ Developmentally Appropriate Learning and Practice
- ✓✓✓✓✓ Administrative Policies and Practices

5730 Columbia Rd
Columbia, MD 21044
[map](#)

(410) 997-4662
rbcn.org
License# 48410
Eligible to accept Child Care Scholarship vouchers

Achievements:



Health and Wellness

Maryland EXCELS Participant Hide rating details

- ✓✓✓✓✓ Licensing and Compliance
- ✓✓✓✓✓ Staff Qualifications and Professional Development
- ✓✓✓✓✓ Accreditation and Rating Scales
- ✓✓✓✓✓ Developmentally Appropriate Learning and Practice
- ✓✓✓✓✓ Administrative Policies and Practices

Clematis Court
Owings Mills, MD 21117
[map](#)

(443) 204-4908
blessed-daycare.com
License# 254026
Eligible to accept Child Care Scholarship vouchers

Accreditations:

- National Association for Family Child Care (NAFCC)

Achievements:



Resources

Current Maryland EXCELS Standards: <https://marylandexcels.org/commitment-to-quality/maryland-excels-standards/>

Maryland EXCELS Bonuses: <https://marylandexcels.org/commitment-to-quality/maryland-excels-bonuses/>

Maryland EXCELS Toolkit: <https://marylandexcelstoolkit.org/>

Additional Achievements: <https://marylandexcels.org/commitment-to-quality/additional-achievements/>

Find a Program: <https://findaprogram.marylandexcels.org/>


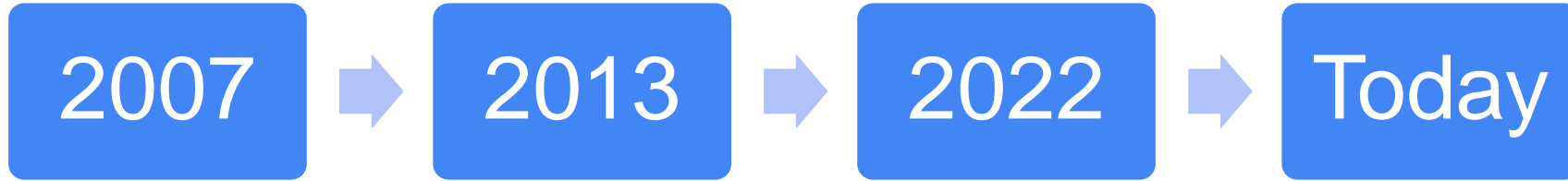
Maryland Accreditation: <https://marylandexcels.org/maryland-accreditation/>



Illinois Quality Recognition and Improvement System

Hollie Hoole, Program Development and
Quality Improvement Unit, Manager

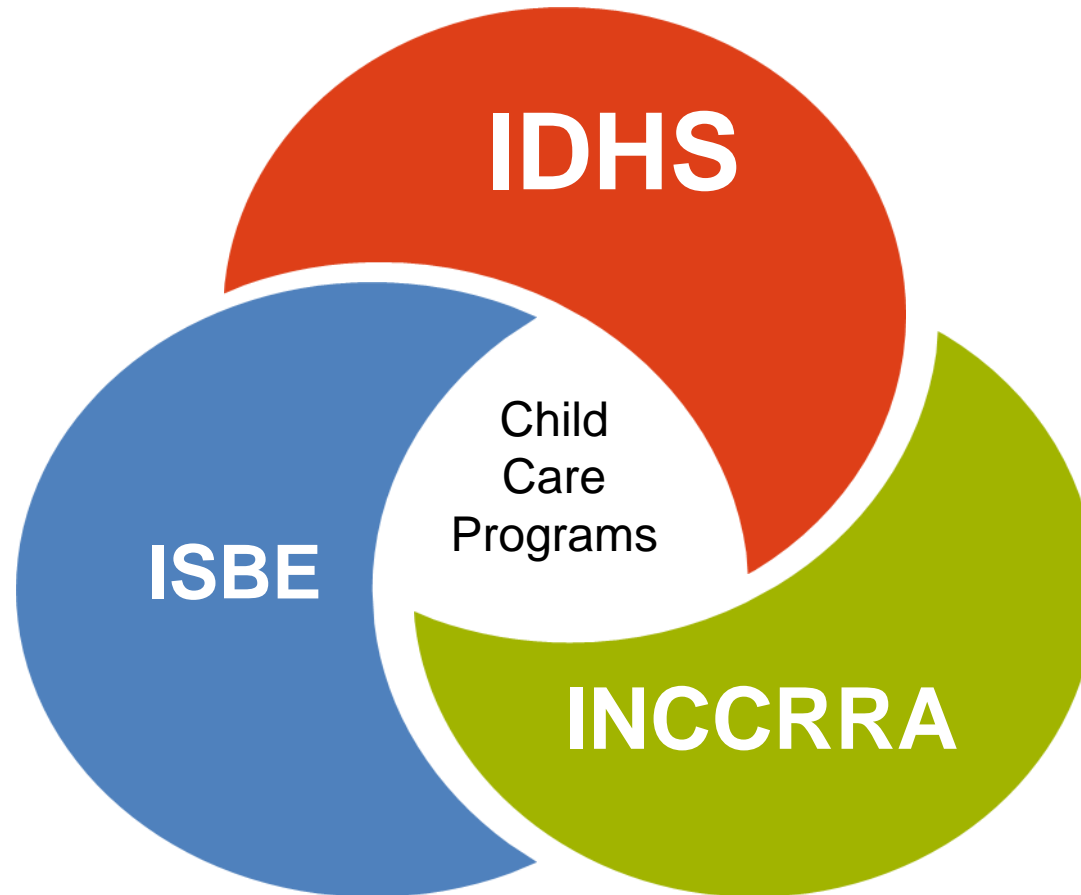
History of Illinois' Quality Improvement System



Quality Recognition and Improvement Oversight and Partners

Department of
Children and Family
Services

McCormick Center
for Early Childhood
Leadership at NLU



Child Care
Resource and
Referral Agencies





ExceleRate Illinois

Quality Recognition and Improvement System

- ExceleRate Illinois is state-wide cross sector quality recognition and improvement system designed to make continuous quality improvement an everyday priority among early learning providers.
 - Four Circles of Quality: **Licensed**, **Bronze**, **Silver**, and **Gold**
 - Eligible Programs: Licensed Centers, Licensed Homes, Head Start, Early Head Start and State Preschool for All Programs (includes Prevention Initiative programs)
 - Programs receive certificate upon award of their Bronze, Silver, or Gold circle of quality

Help
is here



Circles of Quality




Four domains of ExceleRate Illinois

- 1) Teaching and Learning
- 2) Family and Community Engagement
- 3) Leadership and Management
- 4) Qualifications and Continuing Education



ExceleRateTM
ILLINOIS

Preparing
Children for
Success



JANUARY 2022

ExceleRate Illinois Quality Standards Overview For Child Care Centers

This chart provides an overview of the standards and Evidence at each Circle of Quality for Licensed Child Care Centers.



3. Leadership & Management

3C.

CONTINUOUS QUALITY IMPROVEMENT

LICENSED	BRONZE	SILVER	GOLD
<p>State of Illinois Department of Children and Family Services (DCFS) Licensing Standards</p>	<p>Program administrator has completed ExceleRate-approved training on continuous quality improvement planning</p>	<p>Program develops and implements Continuous Quality Improvement Plan using self-assessment results</p>	<p>Program demonstrates progress towards meeting objectives of its Continuous Quality Improvement Plan based on self-assessment results</p>
<p>EVIDENCE:</p> <p>Meets State of Illinois (DCFS) Licensing Standards</p>	<p>EVIDENCE:</p> <p>Documentation of completion of ExceleRate-approved training on continuous quality improvement planning</p>	<p>EVIDENCE:</p> <p>In coordination with CCR&R specialist, review ERS¹ and PAS⁷ self-assessment results and develop detailed CQIP² to address scores and areas in need of improvement. <i>*Signed consultation agreement with CCR&R Specialist required yearly</i></p> <p>OR</p> <p>Accredited sites: Evidence from state-approved accrediting body</p>	<p>EVIDENCE:</p> <p>AND</p> <p>Program implements a continuous quality improvement process that includes analysis of child and classroom data</p> <p>OR</p> <p>Progress made on implementation of self-assessment and Continuous Quality Improvement Plan. Verified on-site by state-approved assessor</p> <p>OR</p> <p>Accredited sites: Evidence from state-approved accrediting body</p>

CQIP² should include documentation of specific changes designed to improve the quality of classroom environments (Standard 1A); instructional practices (Standard 1C), including the quality of language/reasoning interactions used by teachers to promote learning; and program administration practices (Standard 3A). Updated CQIP, with **progress shown**, required annually.



Continuous Quality Improvement

Act

Incorporate changes and improvements into the process. Determine next steps.

- Implement the change(s).
- Should an alternative idea for change be considered?
- Identify what more we need to learn.
- Will the cycle run again with improvements?



Plan

Define and analyze the current process. Develop a Continuous Quality Improvement Program Plan (CQIP).

- What is the problem or challenge?
What do the data tell us?
- How will we make improvements?
- How do we measure success?
- Who needs to be involved?
What is our timeline?



Do

Implement the plan in everyday practices.

- How is the process working?
- Are we on target with the timeline?
- Are we seeing evidence of change?



Study

Analyze the impact and track the results.

- How is the process working?
Are mid-course adjustments required?
- Were objectives met? How do we know?
- What still needs improvement?
- What new opportunities have surfaced?



Program-level CQI	
PLAN	Collect data as indicated in ExceleRate standards. <ul style="list-style-type: none">• CLASS, ERS, PAS, licensing standards, accreditation standards, Preschool for All Compliance Checklist
	Analyze data & make an improvement plan. <ul style="list-style-type: none">• Work through internal Professional Learning Community (reflective practice groups, data dialogues, team meetings, etc.)
DO	Test changes to program or professional practice as planned. <ul style="list-style-type: none">• Provide reflective/ developmental supervision• Use timelines & check-ins
STUDY (Check In)	Follow-up by analyzing selected data. Discuss, reflect & plan adjustments.
ACT (Adjust)	Integrate new practices and policies into everyday work. Prepare team to pose new questions.



[Continuous Quality Improvement \(CQI\) Goal:](http://exceletrateillinoisproviders.com)
 [\(exceletrateillinoisproviders.com\)](http://exceletrateillinoisproviders.com)

Benefits of ExceleRate

- Ongoing quality improvement is a priority
- Whole child development focused
- Whole program quality improvement focus
- Recognition of quality improvement achievements
- Provides ongoing program and provider support via technical assistance, training, and consultation



Financial Incentives

- For programs participating in Illinois' Child Care Assistance Program and achieving Silver and Gold levels
 - Silver receive 10% quality add-on
 - Gold receive 15% quality add-on
- Access to Quality Improvement Grants administered by the Child Care Resource and Referral Agencies
- Quality Improvement Grant funds go towards:
 - Cohort participation
 - Training stipends
 - Accreditation assistance





Gateways Training Tiers

License-Exempt Quality Improvement System

Gateways Training Tiers Program

- Quality improvement program for License-Exempt Family Child Care providers (LEFCC).
- LEFCC providers can participate by completing Training Tiers consisting of 16 3-hour modules
- Training Modules Focus on:
 - Child development
 - Observation and guidance
 - Child growth and development for different age groupings
- Upon completion of all three training tiers, the Early Childhood Credential Level 1 is achieved

Help
is here

Gateways Training Tiers

TIER	TRAINING TIER 1	TRAINING TIER 2	TRAINING TIER 3
Number of Modules	4 Modules (Approximately 12 contact hours)	Tier 1 PLUS 4 Modules (Approximately 12 contact hours)	Tiers 1 & 2 PLUS 8 Modules (Approximately 24 contact hours)
LEFCC ORIENTATION MUST BE COMPLETED BEFORE APPLYING			
Required Training Modules	Overview of Child Development	Observation and Guidance	Child Development (Birth to 8 Months)
	Health Issues for Group Care	Learning Happens in Relationships	Child Development (8 to 18 Months)
	Nutrition Issues for Group Care	Family & Community Relationships	Child Development (18 to 36 Months)
	Safety Issues for Group Care	Personal & Professional Development	Preschool Social and Emotional Development
			Preschool Physical Development
			Preschool Language Development
			Preschool Cognitive Development
			School-Age Development
CCAP Rate Add-on	10%	15%	20%
Notes: <ul style="list-style-type: none"> • To receive the listed CCAP rate add-on, a provider must complete Training Tiers in order. • A provider must complete training in any one tier within a 2-year timeframe. • Completion of all three Training Tiers will result in award of the Gateways to Opportunity ECE Credential Level 1. • Add-on is applicable to LEFCC providers who care for CCAP. 			





Supports for Programs

Localized Supports for Programs

- Infant-Toddler Child Care and Quality Specialists
 - Training
 - Technical Assistance
 - Consultation
 - Continuous Quality Improvement
- Infant/Early Childhood Mental Health Consultant
 - Training
 - Technical Assistance
 - Consultation






Looking ahead

Looking ahead...

Proposed changes for Illinois and future considerations

- Multi agency oversight system in Illinois
- Preschool for All and Prevention Initiative Programs go through the Illinois State Board of Education for Circles of Quality
- ExceleRate Subcommittee through the Illinois Early Learning Council
- Ongoing review of standards and indicators to ensure:
 - Continuous quality of improvement
 - Culturally and racially responsive
 - Developmentally inclusive
 - Accessibility for programs





Resources

ExceleRate Illinois

- [ExceleRate Illinois Standards and Evidence](#)
- [Preparing for Assessments](#)
- [ExceleRate Illinois Helpful Links for Providers](#)
- [Continuous Quality Improvement Resources](#)

Gateways Training Tiers

- [Gateways Training Tiers](#)



Gateways to Opportunity

- [Gateways to Opportunity](#)
 - FREE Registry Membership
 - The database gives the ability to track education, credentials, and Registry trainings.
- [Professional Development Record](#) provides your Gateways database summary
- Current Membership allows access to statewide financial opportunities and programs like...
 - [Great START Wage Supplement Program](#)
 - [Gateways Scholarship Program](#)
 - [Gateways Credentials](#)
 - [Professional Development Advisor Program](#)
 - [Smart Start Transition Grants](#)





**DIVISION OF
EARLY CHILDHOOD**

Thank you!

Contact information:

Hollie Hoole, hollie.hoole@illinois.gov

